

A vibrant collage of educational items including a blue globe, a green apple, several colored pencils, a green ruler, and various colorful letters and numbers scattered around a central green chalkboard. The background is light blue with vertical stripes.

Learning at Home

Year 6

Welcome to Learning at Home

Learning Tasks

On the following pages you will find a number of learning tasks. Work with your family to complete the tasks that are right for you.



Submit Your Tasks


When you have completed a task, send it to your teacher. You could email it, share it, send a photo or write to your teacher to let them know what you've learnt.

Remember...

Learning looks different for everyone. There is no expectation that you do every task. Many of the things that you do at home with your family are valid learning experiences too!

Connect with your Class

Watch out for any opportunities to connect with your class via Zoom. Invitations with details and times may be emailed to you.



Literacy



Reading Task - “Roll and Chat”

Choose a story from your EPIC account and then roll the dice and answer the questions on this [link](#). Make sure your book is FICTION (a made up) story.

VIVID VERBS

[Watch this video](#) to remind yourself about verbs. Then [answer the sheet](#) and discover some of your own.

Writing - Be Creative

[Using this document](#) view the picture and then choose one of the writing tasks to complete.

Try and use some vivid verbs while your writing!

STOP GO ANIMATION - [read](#) or [listen](#) to this article about an animator from Auckland who uses stop-motion animation to make short videos and advertisements. In this article, he explains how to create your own stop-go-motion animation movie. Watch this video to **LEARN how to use the** [STOP GO ANIMATOR](#) app that you have on your chromebooks.




LADDERS - do you like wordle type games then this is for you. The instructions are on the slide. Make a copy of the entire slide and save to your OTHER folder to complete

Read Theory - Read and answer texts from Read theory. Aim for about 30 mins over the week.

[Link to Read Theory](#)

Numeracy



Mathletics

Follow the link to [Mathletics](#) and complete some Mathletics tasks. Choose your own or ones your teacher has set. There are lots of great games on there too.

SAVE THE WHALES

[Game of the WEEK](#)

Try this game out with someone at home. You may need a piece of paper to do some working on.

Strand - Statistics Activity

Check out this page on [bar graphs](#) and have a go at the activities at the bottom of the page.

Basic Fact Practise

Try this **TIC TAC TOE** game - [link here](#) - who in your family can you beat?

Number of the Day

Follow this link to answer the number of the day questions.

[3 digit number](#) [4 digit number](#)
[5 digit number](#)

Not sure what one of the words means - [use this maths dictionary](#).

Strand

Here is a page on [probability](#), explore and try the experiments.

History

Want to find out the origins of LEGO - check this video out.

[LINK](#)

SCIENCE - Here's a simple [science experiment](#) to try out over the week. Start this one early in the week if you can, so you can keep an eye on it over several days. Don't forget to write down the results

[Physical Activity](#)

Try out these activity cards, do some each day and see if you improve. Time yourself and challenge to do more each time?

Other Learning Areas



[HANDWRITING PRACTISE](#)

Try doing some handwriting practise, this has various links to try out. At the end try writing your name in Linking!

CyberSafety

[Into The Cloud](#)- watch 'Into The Cloud' series 1, and have some fun playing the [online game 'Cloud Chaos'](#). Can you share with your family some of the cyber safety skills the characters learn, or teach others, throughout series 1?

Play a learning Game:

BOGGLE online - try this out.

[LINK](#)

Do you love LEGO - try some of these fun things to do each day

[LINK](#)


Looking for Extra?

Remember you have your HOME LEARNING pack at home with you. It has lots of things that can help your learning.

'Learning from Home' Website
Have a look at the Ministry of Education's [Learning from Home](#) website.



Tune into 'Home Learning TV'



Education.govt.nz

This website is designed for parents and includes many ideas for helping children with Reading, Writing and Maths home.

www.education.govt.nz

